

Nifty50

Closing price	R1	R2	S1	S2
26,142.10	26,200	26,300	25,700	25,650



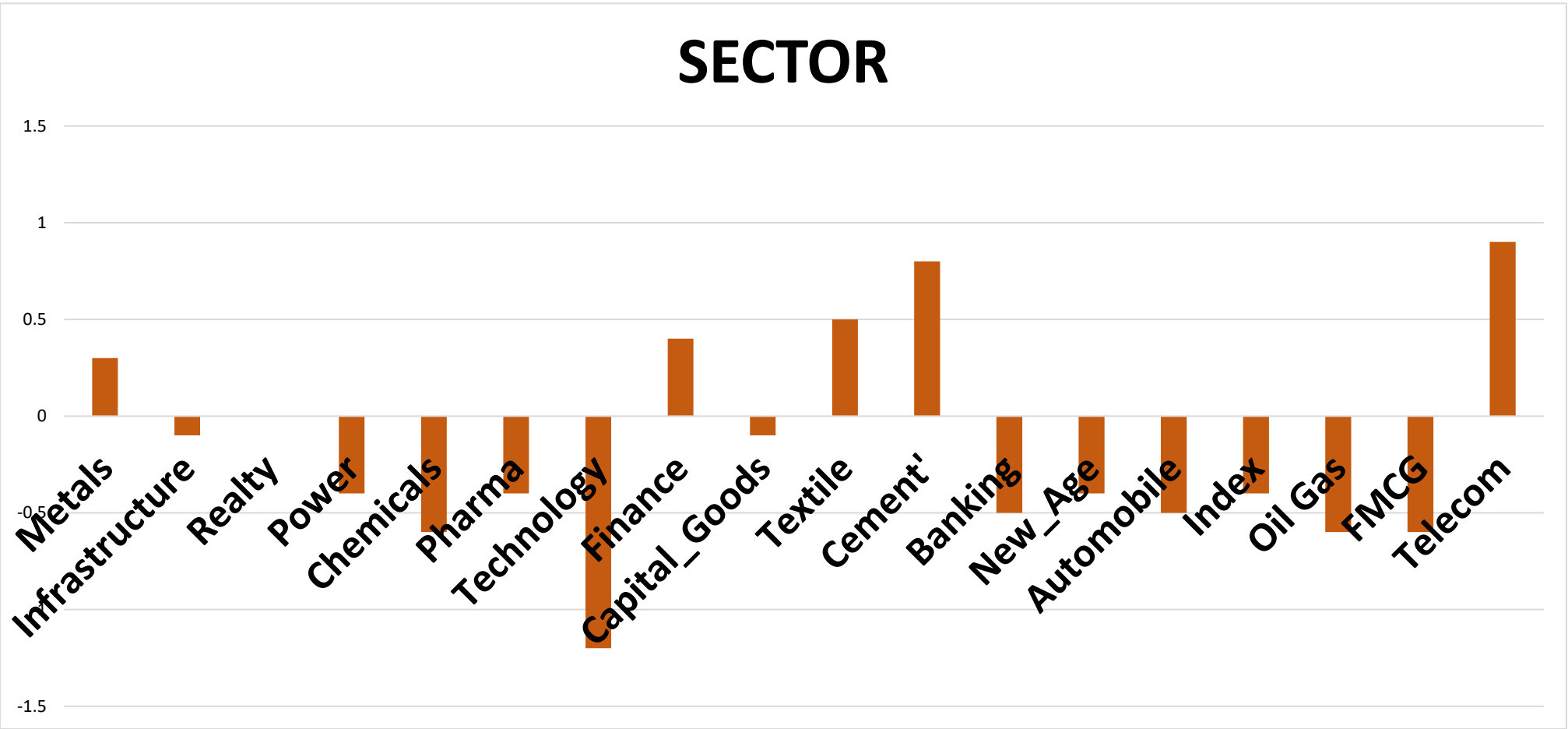
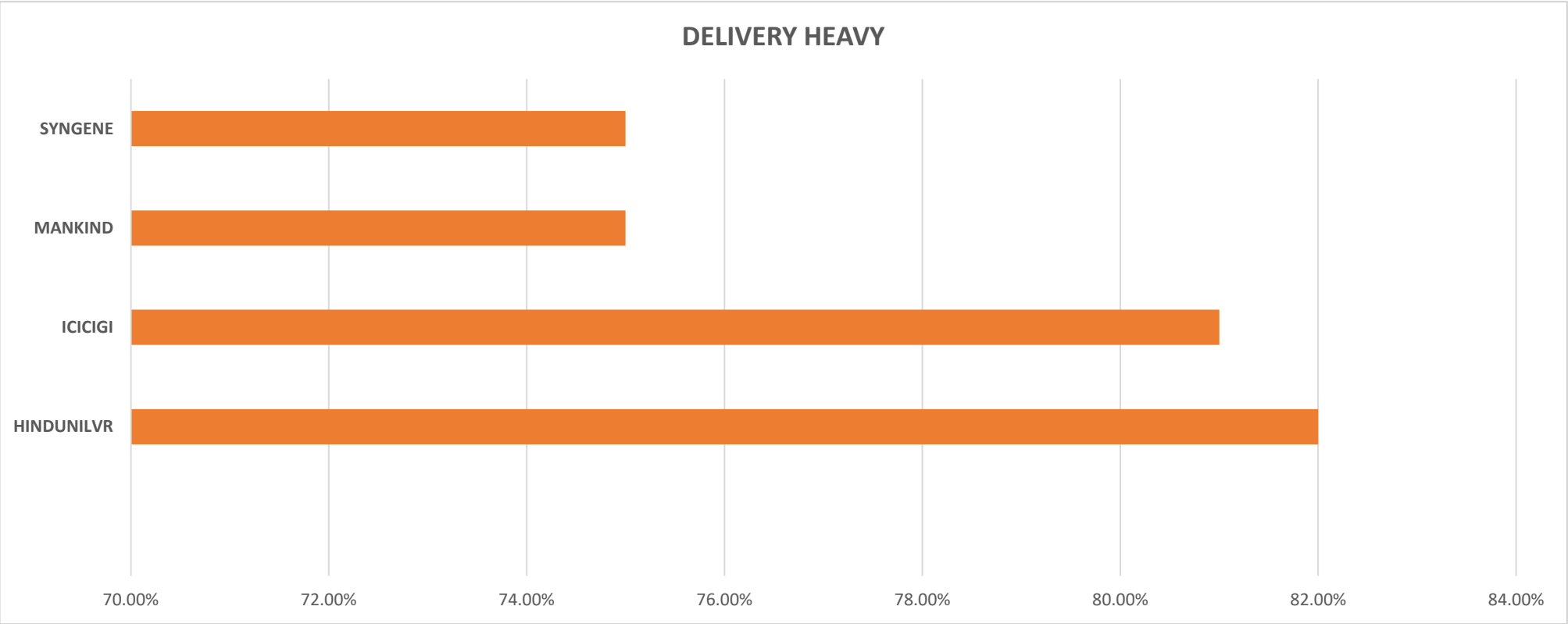
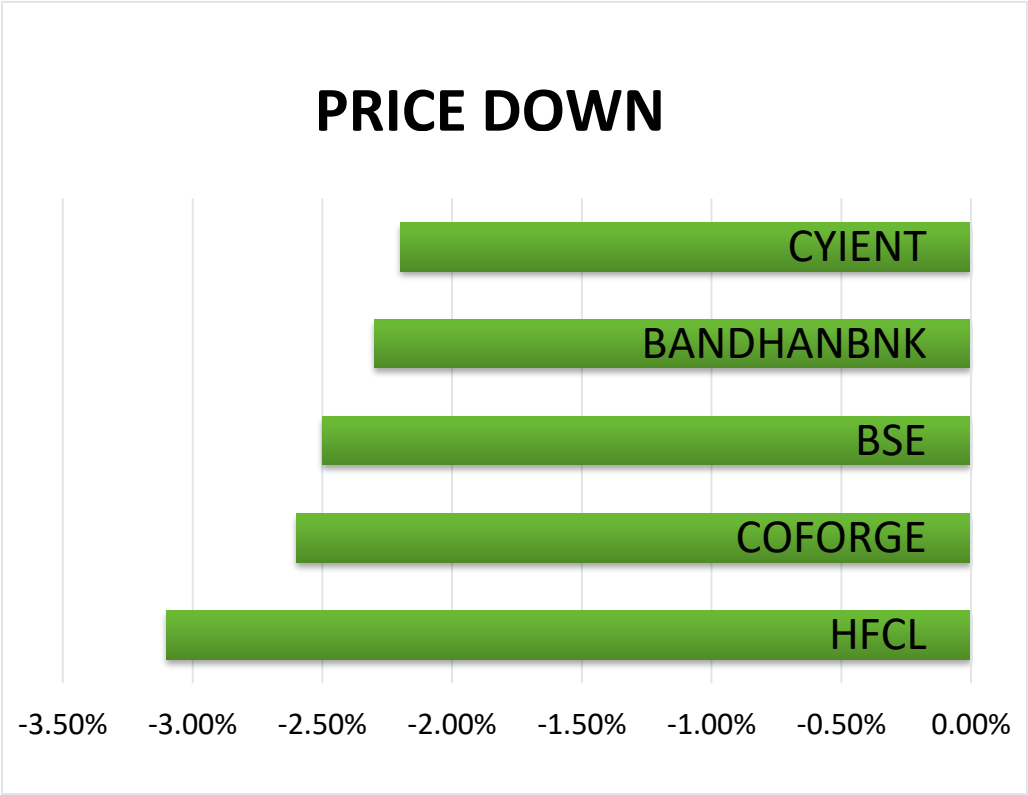
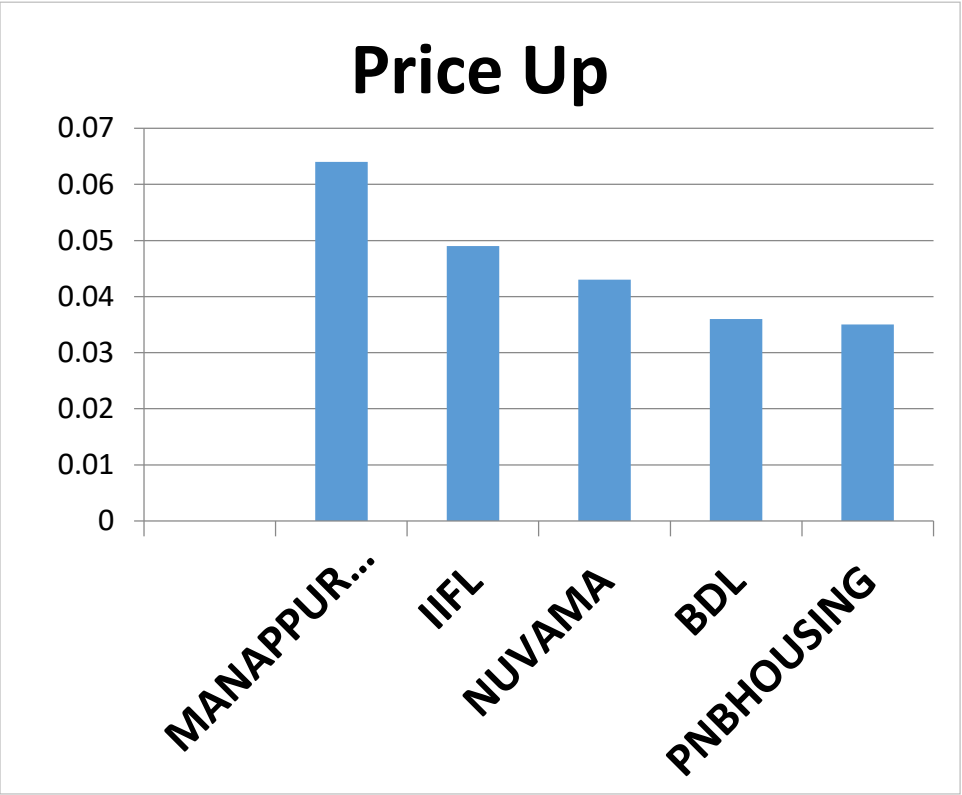
- Nifty closed marginally lower near 26,140, indicating range-bound price action after recent consolidation.
- The index successfully held the breakout support zone around 25,650–25,700, showing that buyers are defending higher lows.
- Nifty continues to trade above the prior falling trendline breakout, keeping the near-term structure positive.
- Immediate resistance is seen near 26,200–26,300, while strong support lies at 25,650, followed by 25,400.

Bank Nifty

Closing price	R1	R2	S1	S2
59,183.60	59,600	59,800	58,800	58,600



- Bank Nifty ended marginally lower (~0.2%), reflecting indecision near the 59,200 zone after a strong prior up-move.
- Price action shows tight consolidation below the recent swing high, indicating pause rather than profit-booking pressure.
- Near-term trend remains positive as long as Bank Nifty holds above 58,800–58,600, which acts as immediate support.
- Resistance is placed near 59,600–59,800, a decisive close above which can resume upside momentum toward 60,200+.





Economic Calendar

Time	Event	Expected	Previous
21:30:00	RUB - Unemployment Rate	2.2%	2.2%

figures collected from investing.com

Intraday call

Stock Name	Buy Above	SL	TGT
DALBHARAT	2120	2075	2210



- The stock has confirmed a double bottom pattern breakout supported by strong volume, indicating a potential trend reversal and renewed buying interest. It is currently trading above all major EMAs of 20, 50, 100, and 200, which highlights strength across short-, medium-, and long-term time frames. The RSI stands at 60.68 and is well above its 14-day average of 46.09, suggesting improving momentum and bullish bias. Overall, the technical structure supports a positive outlook, and the stock may continue its upward move as long as it sustains above key moving averages.

Delivery call

Stock Name	Buy In Range	SL	TGT
IIFL	602-606	580 (closing basis)	645



- The stock is in a clear uptrend, consistently forming higher highs and higher lows. After a brief consolidation phase, it has delivered a fresh breakout supported by strong volume, indicating renewed buying interest. The bullish setup is further confirmed as the price is trading above all major EMAs of 20, 50, 100, and 200, reflecting strength across short- and long-term time frames. The RSI is positioned at 67.88, well above its 14-day average of 56.84, suggesting healthy momentum and continuation of the upward trend.

Nifty 50 Snapshot

SYMBOL	LTP	CHNG	%CHNG	R1	R2	S1	S2
NIFTY 50	26,142.10	-35.05	-0.13	26,200	26,300	25,700	25,650
TRENT	4,284.00	94.6	2.26	4,375	4,466	4,193	4,102
SHRIRAMFIN	974	16.2	1.69	993	1,013	955	935
APOLLOHOSP	7,177.00	103.5	1.46	7,289	7,401	7,065	6,953
BAJAJ-AUTO	9,174.00	75	0.82	9,255	9,337	9,093	9,011
ULTRACEMCO	11,770.00	92	0.79	11,852	11,934	11,688	11,606
MARUTI	16,710.00	125	0.75	16,825	16,940	16,595	16,480
COALINDIA	402.4	2	0.5	410	419	394	386
POWERGRID	268.3	1.3	0.49	271	273	266	263
MAXHEALTH	1,080.10	4.9	0.46	1,093	1,106	1,067	1,054
M&M	3,636.10	11	0.3	3,666	3,695	3,607	3,577
NESTLEIND	1,259.70	3.2	0.25	1,270	1,281	1,249	1,238
ADANIPTS	1,496.50	2.9	0.19	1,508	1,519	1,485	1,474
TCS	3,313.10	3.1	0.09	3,333	3,353	3,293	3,274
ETERNAL	284.6	0.25	0.09	287	288	283	281
AXISBANK	1,225.90	0.9	0.07	1,233	1,241	1,218	1,211
BEL	399.55	0.15	0.04	403	407	396	392
BHARTIARTL	2,123.50	0.6	0.03	2,142	2,161	2,105	2,086
GRASIM	2,830.60	0.8	0.03	2,859	2,887	2,803	2,775
HINDALCO	863.95	0.1	0.01	878	892	850	836
JIOFIN	298.7	-	-	302	305	296	292
KOTAKBANK	2,162.00	-0.7	-0.03	2,174	2,185	2,150	2,139
EICHERMOT	7,300.00	-3	-0.04	7,367	7,434	7,233	7,166
INFY	1,667.00	-1.3	-0.08	1,678	1,689	1,656	1,645
HDFCBANK	995.3	-1.3	-0.13	1,000	1,005	991	986
ITC	406.8	-0.55	-0.14	409	412	404	402
TITAN	3,920.00	-5.8	-0.15	3,943	3,965	3,897	3,875
TECHM	1,630.50	-2.5	-0.15	1,645	1,659	1,616	1,602
LT	4,052.00	-6.8	-0.17	4,072	4,093	4,032	4,011
SBILIFE	2,021.30	-3.5	-0.17	2,030	2,039	2,013	2,004
BAJFINANCE	1,009.40	-2	-0.2	1,031	1,052	988	967
NTPC	322.4	-0.85	-0.26	325	328	320	317
HCLTECH	1,675.50	-4.4	-0.26	1,686	1,697	1,665	1,654
ICICIBANK	1,359.00	-4	-0.29	1,366	1,372	1,352	1,346
SBIN	968.85	-3.05	-0.31	975	981	963	957
CIPLA	1,495.30	-5.4	-0.36	1,506	1,518	1,484	1,473
JSWSTEEL	1,091.20	-5.6	-0.51	1,101	1,111	1,082	1,072
BAJAJFINSV	2,036.60	-11	-0.54	2,061	2,086	2,012	1,987
TATACONSUM	1,179.20	-6.4	-0.54	1,191	1,204	1,167	1,155
TATASTEEL	169.89	-1.01	-0.59	171	173	169	167
RELIANCE	1,560.60	-10.1	-0.64	1,575	1,590	1,546	1,531
ONGC	233.75	-1.74	-0.74	236	238	232	229
ASIANPAINT	2,786.00	-21.8	-0.78	2,812	2,839	2,760	2,733
HINDUNILVR	2,283.00	-19.6	-0.85	2,302	2,321	2,264	2,245
SUNPHARMA	1,737.90	-18	-1.03	1,766	1,795	1,709	1,681
HDFCLIFE	755.8	-8.15	-1.07	764	773	747	739
TMPV	359.25	-4	-1.1	363	368	355	351
WIPRO	268.14	-3.26	-1.2	271	274	265	262
DRREDDY	1,267.10	-16.4	-1.28	1,290	1,314	1,244	1,221
ADANIENT	2,218.00	-30.8	-1.37	2,245	2,272	2,191	2,164
INDIGO	5,077.00	-80	-1.55	5,162	5,247	4,992	4,907

Ms. Harshita Darak

Technical Analyst

Disclosure:

M/s. Bonanza Portfolio Ltd hereby declares that the views expressed in this report accurately reflect its viewpoint with respect to the subject companies/securities. M/s. Bonanza Portfolio Ltd has taken reasonable care to achieve and maintain independence and objectivity in making any recommendations. The analysts engaged in the preparation of this report or their relatives: (a) do not have any financial interests in the subject company mentioned in this report; (b) do not own 1% or more of the equity securities of the subject company mentioned in the report as of the last day of the month preceding the publication of the research report; (c) do not have any material conflict of interest at the time of publication of the report. (d) have not received any compensation for products or services other than investment banking, merchant banking, or brokerage services from the subject company in the past twelve months; (e) have not received any compensation or other benefits from the subject company or any third party in connection with this report; (f) have not served as an officer, director, or employee of the subject company; (g) are not engaged in market-making activity for the subject company;. M/s. Bonanza Portfolio Ltd is a registered Research Analyst under the SEBI (Research Analyst) Regulations(h) are not engaged in the use of artificial intelligence, 2014. The registration number is INH100001666, and the research analysts engaged in preparing reports are qualified as per the provisions of the regulations.

Disclaimer:

This research report has been published by M/s. Bonanza Portfolio Ltd and is meant solely for the use of the recipient and is not for circulation. This document is for information purposes only, and the information, opinions, and views are not meant to serve as a professional investment guide for the readers. Reasonable care has been taken to ensure that the information given is believed to be fair and correct at the time, and the opinions based there upon are reasonable. However, due to the nature of research, it cannot be warranted or represented that it is accurate or complete, and it should not be relied upon as such. If this report is inadvertently sent or has reached any individual, it may be ignored and brought to the attention of the sender. Preparation of this research report does not constitute a personal recommendation or take into account the particular investment objectives, financial situations, or needs of individual clients. Past performance is not a guide to future performance. This report has been prepared on the basis of publicly available information, internally developed data, and other sources believed by Bonanza Portfolio Ltd to be reliable. This report should not be taken as the only basis for any market transaction; however, this data represents one of the supporting documents among other market risk criteria. Market participants should be aware of the risks involved in using this information as the sole source for any market-related activity.

“Investments in securities markets are subject to market risks. Read all the related documents carefully before investing.”

“Registration granted by SEBI, membership of BSE, and certification from NISM in no way guarantee the performance of the intermediary or provide any assurance of returns to investors.”

The distribution of this report in certain jurisdictions may be restricted by law, and persons in whose custody this report comes should observe any such restrictions. The disclosures of interest statements included in this analysis are provided solely to improve transparency and should not be treated as an endorsement of the views expressed in the analysis. The price and value of the investments referred to in this report and the income from them may go down as well as up. Bonanza Portfolio Ltd or its directors, employees, affiliates, or representatives do not assume any responsibility for, or warrant the accuracy, completeness, adequacy, or reliability of such information, opinions, or views.

While due care has been taken to ensure that the disclosures and opinions given are fair and reasonable, none of the directors, employees, affiliates, or representatives of M/s. Bonanza Portfolio Ltd shall be liable. Research reports may differ between M/s. Bonanza Portfolio Ltd Research Analysts and other entities on account of differences in personal judgment and time horizons for which recommendations are made. The research entity has not been engaged in market-making activity for the subject company. The research analyst has not served as an officer, director, or employee of the subject company and has not received any compensation or benefits from the subject company or any third party in connection with this research report.

Bonanza Portfolio Ltd.

Bonanza House, Plot No. M-2, Cama Industrial Estate, Walbhat Road, Goregaon (E), Mumbai – 400063 Phone: 022-68363794/708 Website: <https://www.bonanzaonline.com> SEBI Regn. No.: INZ000212137 BSE CM: INB 011110237 | BSE F&O: INF 011110237 | MSEI: INE 260637836 | CDSL: 120 33500 | NSDL: a) IN 301477 | b) IN 301688 (Delhi) | PMS: INP 000000985 | AMFI: ARN -0186

Compliance Officer: Manoj Kumar Goel, 022-62735507, compliance@bonanzaonline.com